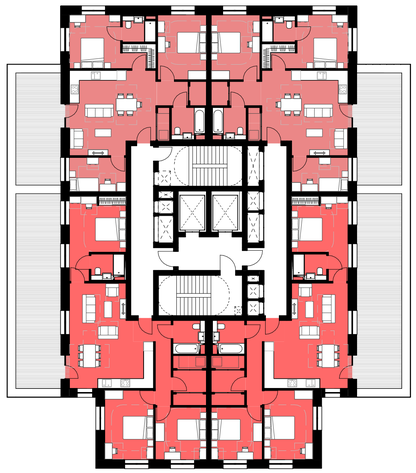

1 LEVEL 09 - BUILDING E

1 : 200 Floor Plan

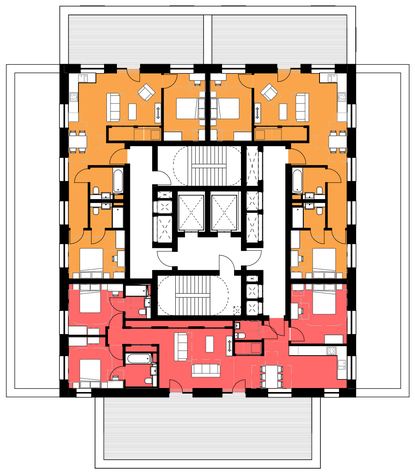

2 LEVEL 10 - BUILDING E

1 : 200 Floor Plan

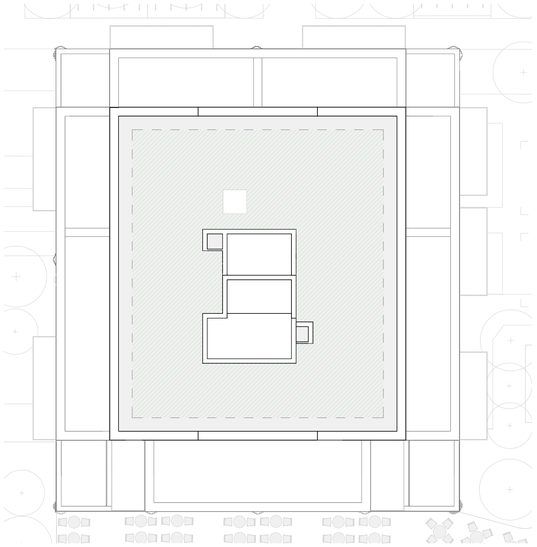

3 ROOF - BUILDING E

1 : 200 Floor Plan

0 5 10 25 m

07/05/2025 12:01:48

CLIENT:

BERKELEY HOMES (CAPITAL) PLC.

THIS DRAWING IS COPYRIGHT OF dRMM LIMITED.

THE ORIGINAL HARDCOPY OF THIS DRAWING HAS BEEN EXECUTED TO SCALE AND IS BASED ON AVAILABLE SURVEY INFORMATION.

REPRODUCTION AND ELECTRONIC DISSEMINATION MAY RESULT IN DISTORTION AND RESIZING OF DRAWING CONTENT.

dRMM LIMITED TAKES NO RESPONSIBILITY FOR MEASUREMENTS OR SCALING TAKEN FROM ANY OTHER DRAWING THAN THE ORIGINAL HARDCOPY ISSUED BY DRMM AND NO RELIANCE MAY BE PLACED ON SUCH DIMENSIONS. IF NO DIMENSION IS GIVEN, IT IS THE BUILDINGS SHOWN AS DOTTED OUTLINES REPRESENT EXISTING BUILDINGS HERE A CONSENT FOR A NEW BUILDING IS IN PLACE RESPONSIBILITY OF THE RECIPIENT TO MEDERTAIN THE DIMENSIONS SPECIFICALLY FROM THE ARCHITECT OR BY SITE MEASUREMENT. THE SIZING OF ALL STRUCTURAL & SERVICEELEMENTS MUST ALWAYS BE CHECKED AGAINST THE RELEVANT ENGINEERS DRAWINGS.

ANY OMISSIONS OR DISCREPANCIES BETWEEN DRAWING INFORMATION SHOULD BE BROUGHT TO THE ATTENTION OF THE CONTRACT ADMINISTRATOR.

CDM REGISTER: FLAGGED H&S ISSUES RELATING TO CONSTRUCTION (DESIGN AND MANAGEMENT) TO BE ADDRESSED DURING DESIGN DEVELOPMENT
TO BE READ IN CONJUNCTION WITH DESIGN RISK REGISTER AND RESIDUAL RISK REGISTER.

FURNITURE LOCATIONS ARE ILLUSTRATIVE

NOTES:

KEY

- X — Block Reference
- Planning Application Site Boundary
- 1B1P
- 1B2P
- 2B3P
- 2B4P
- 3B5P
- 3B6P
- 2B3P Duplex
- 2B4P Duplex
- 3B5P Duplex
- 3B6P Duplex
- 4B6P
- Wheelchair Accessible Home
- Ancillary/Plant/Back of House
- Flexible Retail/Leisure/ Commercial
- Workspace
- Residential Cycle Store
- Supermarket Lobby
- Supermarket Service Yard
- Roof Garden (Residential Amenity)
- Podium (Residential Amenity)
- Green Roof
- Indicative MEP/PV
- 900mm offset
- Refuse vehicle location and distance to presentation area

NOTES

1. Context information is illustrative only.
2. Spot heights (AOD) are indicative and subject to Landscape and Servicing design development.
3. Architectural design subject to ongoing design development through subsequent RIBA work stages.
4. Structure information is illustrative only, for more information refer to Structure Engineer package.
5. Servicing/Transport information is illustrative only, for more information refer to Transport Statement.
6. Landscape information is illustrative only, for more information refer to Landscape package.
7. Each building is served by at least one core, other than A, B and C which together share two access cores.
8. For residential layout details, refer to 1:100 Drawings in Appendix to the Design and Access Statement.
9. Where shown, areas are in m2, elevation in m, and dims in mm

NOT FOR CONSTRUCTION

REV	DESCRIPTION	DR	CHK	QA	DATE
P02	Planning Clarification	DRM	RM	JSt	05.25
P01	Planning Update	DRM	RM	JSt	12.24
P0	For Planning	DRM	RM	JSt	06.24

dRMM Ltd.
Magdalen House
136-148 Tooley Street
London SE1 2TU UK

+44 (0)20 7803 0777
mail@drmmstudio.com
www.drmmstudio.com

KEY

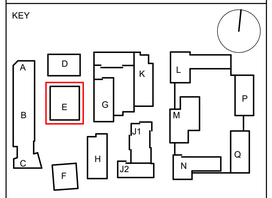

TITLE
GA PLAN - BUILDING E - L09-ROOF

PROJECT
AYLESHAM CENTRE PECKHAM

STATUS CODE
S2 - Suitable for Information

PROJECT STATUS	SCALE	SIZE
Stage 2	1 : 200	A1

DRAWING NO	REVISION
ASCP-DRM-AE-ZZ-DGA-A-002151	P02

LANDSCAPE INFORMATION ILLUSTRATIVE ONLY.
FOR DETAILS REFER TO LANDSCAPE
DRAWINGS/ STRATEGY

0 10 20 50m

2

29/05/2025 10:57:03

CLIENT:

BERKELEY HOMES (CAPITAL) PLC.

THIS DRAWING IS COPYRIGHT OF dRMM LIMITED.

THE ORIGINAL HARDCOPY OF THIS DRAWING HAS BEEN EXECUTED TO SCALE AND IS BASED ON AVAILABLE SURVEY INFORMATION.

REPRODUCTION AND ELECTRONIC DISSEMINATION MAY RESULT IN DISTORTION AND RESIZING OF DRAWING CONTENT.

dRMM LIMITED TAKES NO RESPONSIBILITY FOR MEASUREMENTS OR SCALING TAKEN FROM ANY OTHER DRAWING THAN THE ORIGINAL HARDCOPY ISSUED BY DRMM AND NO RELIANCE MAY BE PLACED ON SUCH DIMENSIONS. IF NO DIMENSION IS GIVEN, IT IS THE BUILDINGS SHOWN AS DOTTED OUTLINES REPRESENT EXISTING BUILDINGS HERE A CONSENT FOR A NEW BUILDING IS IN PLACE RESPONSIBILITY OF THE RECIPIENT TO ASCERTAIN THE DIMENSIONS SPECIFICALLY FROM THE ARCHITECT OR BY SITE MEASUREMENT. THE SIZING OF ALL STRUCTURAL & SERVICEELEMENTS MUST ALWAYS BE CHECKED AGAINST THE RELEVANT ENGINEERS DRAWINGS.

ANY OMISSIONS OR DISCREPANCIES BETWEEN DRAWING INFORMATION SHOULD BE BROUGHT TO THE ATTENTION OF THE CONTRACT ADMINISTRATOR.

CDM REGISTER: FLAGGED H&S ISSUES RELATING TO CONSTRUCTION (DESIGN AND MANAGEMENT) TO BE ADDRESSED DURING DESIGN DEVELOPMENT
TO BE READ IN CONJUNCTION WITH DESIGN RISK REGISTER AND RESIDUAL RISK REGISTER.

FURNITURE LOCATIONS ARE ILLUSTRATIVE

NOTES:

KEY

- X — Block Reference
- Planning Application Site Boundary
- Primary Entrance

1B1P	Ancillary/Plant/Back of House
1B2P	Flexible Retail/Leisure/ Commercial
2B3P	Workspace
2B4P	Residential Cycle Store
3B5P	Supermarket
3B6P	Supermarket Service Yard/Plant
2B3P-Duplex	
2B4P-Duplex	Roof Garden (Residential Amenity)
3B5P-Duplex	Podium (Residential Amenity)
3B6P-Duplex	Green Roof
4B6P	Indicative MEP/PV
Wheelchair Accessible Home	900mm offset

NOTES

1. Context information is illustrative only.
2. Spot heights (AOD) are indicative and subject to Landscape and Servicing design development.
3. Architectural design subject to ongoing design development through subsequent RIBA work stages.
4. Structure information is illustrative only, for more information refer to Structure Engineer package.
5. Servicing/Transport information is illustrative only, for more information refer to Transport Statement.
6. Landscape information is illustrative only, for more information refer to Landscape package.
7. Each building is served by at least one core, other than A, B and C which together share two access cores.
8. For residential layout details, refer to 1:100 Drawings in Appendix to the Design and Access Statement.
9. Where shown, areas are in m2, elevation in m, and dims in mm.

NOT FOR CONSTRUCTION

REV	DESCRIPTION	DR	CHK	QA	DATE
P03	Planning Clarification	DRM	RM	JSt	05.25
P02	Planning Clarification	DRM	RM	JSt	05.25
P01	Planning Update	DRM	RM	JSt	12.24
P0	For Planning	DRM	RM	JSt	06.24

dRMM Ltd.
Magdalen House
136-148 Tooley Street
London SE1 2TU UK

+44 (0)20 7803 0777
mail@drmmstudio.com
www.drmmstudio.com

KEY

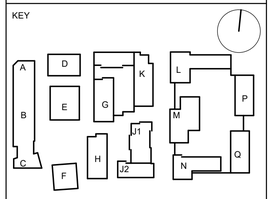

TITLE
PLAN - SITEWIDE - LEVEL 05

PROJECT
AYLESHAM CENTRE PECKHAM

STATUS CODE
S2 - Suitable for Information

PROJECT STATUS	SCALE	SIZE
Stage 2	1 : 500	A1

DRAWING NO	REVISION
ASCP-DRM-ZZ-05-DGA-A-002055	P03

LANDSCAPE INFORMATION ILLUSTRATIVE ONLY.
FOR DETAILS REFER TO LANDSCAPE
DRAWINGS/ STRATEGY

0 10 20 50m

3

29/05/2025 10:57:36

CLIENT:

BERKELEY HOMES (CAPITAL) PLC.

THIS DRAWING IS COPYRIGHT OF dRMM LIMITED.

THE ORIGINAL HARDCOPY OF THIS DRAWING HAS BEEN EXECUTED TO SCALE AND IS BASED ON AVAILABLE SURVEY INFORMATION.

REPRODUCTION AND ELECTRONIC DISSEMINATION MAY RESULT IN DISTORTION AND RESIZING OF DRAWING CONTENT.

dRMM LIMITED TAKES NO RESPONSIBILITY FOR MEASUREMENTS OR SCALING TAKEN FROM ANY OTHER DRAWING THAN THE ORIGINAL HARDCOPY ISSUED BY DRMM AND NO RELIANCE MAY BE PLACED ON SUCH DIMENSIONS. IF NO DIMENSION IS GIVEN, IT IS THE BUILDINGS SHOWN AS DOTTED OUTLINES REPRESENT EXISTING BUILDINGS HERE A CONSENT FOR A NEW BUILDING IS IN PLACE RESPONSIBILITY OF THE RECIPIENT TO ASCERTAIN THE DIMENSIONS SPECIFICALLY FROM THE ARCHITECT OR BY SITE MEASUREMENT. THE SIZING OF ALL STRUCTURAL & SERVICEELEMENTS MUST ALWAYS BE CHECKED AGAINST THE RELEVANT ENGINEERS DRAWINGS.

ANY OMISSIONS OR DISCREPANCIES BETWEEN DRAWING INFORMATION SHOULD BE BROUGHT TO THE ATTENTION OF THE CONTRACT ADMINISTRATOR.

CDM REGISTER: FLAGGED H&S ISSUES RELATING TO CONSTRUCTION (DESIGN AND MANAGEMENT) TO BE ADDRESSED DURING DESIGN DEVELOPMENT
TO BE READ IN CONJUNCTION WITH DESIGN RISK REGISTER AND RESIDUAL RISK REGISTER.

FURNITURE LOCATIONS ARE ILLUSTRATIVE

NOTES:

KEY

- X — Block Reference
- Planning Application Site Boundary
- Primary Entrance

1B1P	Ancillary/Plant/Back of House
1B2P	Flexible Retail/Leisure/ Commercial
2B3P	Workspace
2B4P	Residential Cycle Store
3B5P	Supermarket
3B6P	Supermarket Service Yard/Plant
2B3P-Duplex	
2B4P-Duplex	Roof Garden (Residential Amenity)
3B5P-Duplex	Podium (Residential Amenity)
3B6P-Duplex	Green Roof
4B6P	Indicative MEP/PV
Wheelchair Accessible Home	900mm offset

NOTES

1. Context information is illustrative only.
2. Spot heights (AOD) are indicative and subject to Landscape and Servicing design development.
3. Architectural design subject to ongoing design development through subsequent RIBA work stages.
4. Structure information is illustrative only, for more information refer to Structure Engineer package.
5. Servicing/Transport information is illustrative only, for more information refer to Transport Statement.
6. Landscape information is illustrative only, for more information refer to Landscape package.
7. Each building is served by at least one core, other than A, B and C which together share two access cores.
8. For residential layout details, refer to 1:100 Drawings in Appendix to the Design and Access Statement.
9. Where shown, areas are in m2, elevation in m, and dims in mm.

NOT FOR CONSTRUCTION

REV	DESCRIPTION	DR	CHK	QA	DATE
P03	Planning Clarification	DRM	RM	JSt	05.25
P02	Planning Clarification	DRM	RM	JSt	05.25
P01	Planning Update	DRM	RM	JSt	12.24
P0	For Planning	DRM	RM	JSt	06.24

dRMM Ltd.
Magdalen House
136-148 Tooley Street
London SE1 2TU UK

+44 (0)20 7803 0777
mail@drmmstudio.com
www.drmmstudio.com

KEY

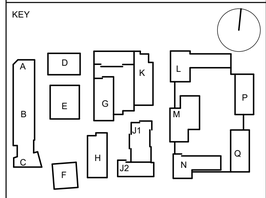

TITLE
PLAN - SITEWIDE - LEVEL 06

PROJECT
AYLESHAM CENTRE PECKHAM

STATUS CODE
S2 - Suitable for Information

PROJECT STATUS	SCALE	SIZE
Stage 2	1 : 500	A1

DRAWING NO	REVISION
ASCP-DRM-ZZ-06-DGA-A-002056	P03